

THIS COPY IS PROVIDED ON A RESTRICTED BASIS AND IS NOT TO BE USED IN ANY WAY DETRIMENTAL TO THE INTERESTS OF PANDUIT CORP.

PANDUIT PART NO. *	NOMINAL BUNDLE DIAMETER	MAXIMUM RECOMMENDED BUNDLE DIAMETER	DIMENSIONS			WEIGHT lbs / 100 (g) / ft.
			"A" (Ref)	"B" (Ref)	"C"	
PW38_----	0.38 (9.65)	0.43 (10.92)	0.36 (9.14)	0.125 (3.18)	0.030 (0.76)	1.68 (762.0)
PW50_----	0.50 (12.70)	0.55 (13.97)	0.47 (11.94)		0.032 (0.81)	2.01 (910.00)
PW75_----	0.75 (19.05)	0.81 (20.57)	0.72 (18.29)		0.035 (0.89)	2.87 (1301.81)
PW100_----	1.00 (25.40)	1.125 (28.58)	0.81 (20.57)		0.040 (1.02)	4.47 (2027.6)
PW150_----	1.50 (38.10)	1.625 (41.28)	1.125 (28.58)		0.042 (1.07)	7.65 (3469.9)

* NOTES:

- SEE CURRENT PRICE SHEET FOR PART NUMBER SUFFIX DESIGNATION FOR PACKAGE SIZE. NO SPLICES ALLOWED.
- DIMENSION "A" IS STATIC INSIDE DIAMETER. DIMENSION "B" IS WIDTH OF BREAKOUT SLOTS. DIMENSION "C" IS WALL THICKNESS.
- NON FLAME RETARDANT PAN-WRAP IS OFFERED IN THE FOLLOWING COLORS:

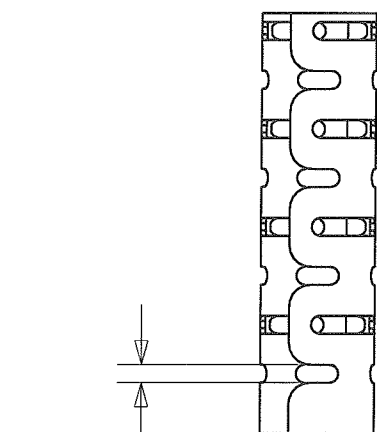
SAMPLE PART NUMBER:

PW75F-C20

- 20 - NATURAL IN COLOR
- 20 - BLACK
- 0 - 25 feet (7.62 meters)
- L - 50 feet (15.24 meters)
- C - 100 feet (30.48 meters)
- T - 200 feet (60.96 meters)
- TL - 250 feet (76.20 meters)

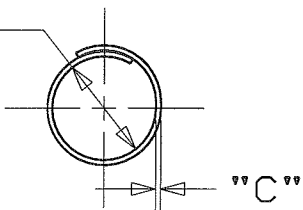
(REFER TO CURRENT PRODUCT OFFERING FOR OPTIONAL STANDARD PACKAGING QUANTITIES)

F - POLYETHYLENE

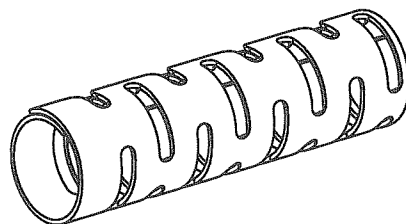


"B"

"A" \varnothing



"C"



DIMENSIONS IN BRACKETS ARE METRIC [mm]

CAD FILENAME/LAYERS G03597DS_DC_GB2508BH/01A

PANDUIT CORP. TINLEY PARK, ILLINOIS

PAN-WRAP
(PW___F-__)

UNLESS OTHERWISE SPECIFIED,
DIMENSIONAL TOLERANCES ARE:
(.X) ± 0.05 (1.3) (.XXX) ± 0.010 (0.25)
(.XX) ± 0.02 (0.5) ANGLES $\pm 5^\circ$

UNLESS OTHERWISE SPECIFIED,
ALL DIMENSIONS ARE GIVEN
IN INCHES, THIRD ANGLE PROJECTION.

DRAWN BY JAD

MAT'L:

SCALE NONE

DATE 11/5/04

SEE NOTE 3

DRAWING NO.

GB2508BH

DRG

A
SIZE

01A	6/17/09	JAD	SM	REVISE TO TEAMCENTER NAMING, ADDED PW38, CHANGED NOTE 3	GB2508BH	01A					
REV	DATE	BY	CHK	DESCRIPTION	ECN	R	CUST	SUP			